


Metrolight LitoDrive™ 40 LED Driver

40W Single Isolated Output



Overview

Metrolight LED driver technology offers highly efficient, proven and programmable solution that drives and controls LEDs at a competitive price.

The driver offers complete adaptability to the LED design and user's needs.

Once selecting the required output current (Factory set-up) the driver automatically applies the adequate current and voltage to the LEDs.

The LED driver incorporates unique control capabilities and includes High Surge Input protection.

The LED driver is approved by UL and TUV.

Benefits


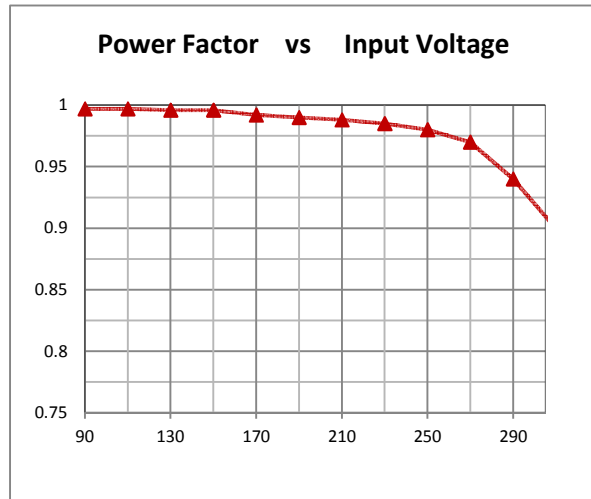
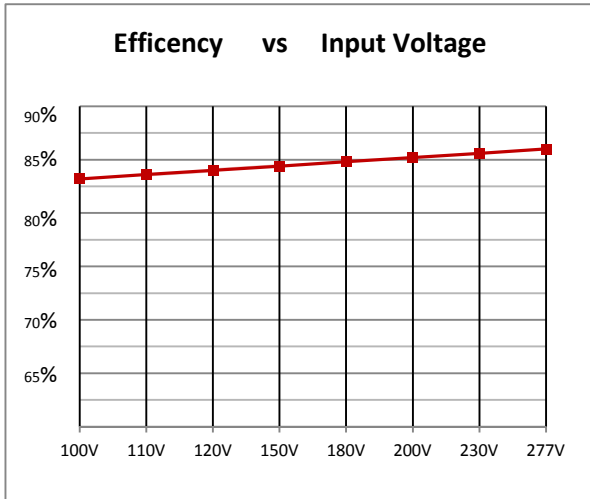
- Universal AC input Full range (95Vac up to 305Vac)
- Isolated Driver suitable for Class II applications.
- Plastic case
- Self-adapting Output Voltage, with large range of output voltages to match different LED loads
- High power factor, Low harmonic current
- High Efficiency (up to 88%)
- Protections: Short circuit, Over Current, Over Voltage, Over Temperature
- IP67 design for indoor or outdoor installations
- Suitable for LED lighting and street lighting applications
- 5 years warranty
- Low Cost

LitoDrive-40-SLV-XXXX-YY-N

40 is the maximum output power; XXXX defines the initial output current (e.g.0300 =0.3A, 1000 =1.0A), YY defines the country (EU= Europe, US= USA), N for no dimming option.

Operating Specifications

Model		LitoDrive™ 40-SLV
OUTPUT	Output Current Range	0.3A-1.1A (Factory Set-Up)
	Output Voltage	20-42Vdc
	Rated Power	40W
	Ripple Current (max.)	50mA
	Output current regulation	±3%
	Turn-on Rise time	300mSmax. @ Full load
INPUT	Voltage range	90V-305VAC
	Frequency Range	47Hz-63Hz
	Power Factor(Typ.)	PF>0.99 at 115VAC
	Efficiency (Typ.)	87%
	AC Current	0.47A@100Vac , 0.17A@277Vac & Full Load
	Inrush Current	25A max @ 230Vac input
PROTECTION	Over Voltage	<48Vdc When the output voltage is over the limitation, the product will shut down, Recovery when the fault condition is removed.
	Short Circuit	The input power decrease when the output rail is shorted. No damage to the Driver. Recovery when the fault condition is removed.
	Over Temperature	When Tc > 90°C, the output current may decreases to protect the LED driver. When temperature case reduced to below 85°C, the current returned to the full set-up value. The minimum output current will be limited to 30% (typ.) of the rated output current in OTP function. The LED driver could survive in 125°C, for 2hrs.
ENVIRONMENT	Operating Temp.	-40-60°C
	Operating Humidity	95% RH
	Storage Temp	-40-85°C
	Water proof	IP67
	Vibration	The LED power supply can survive vibration towards three mutually perpendicular direction (X, Y, Z), each direction for 72 minutes. The vibration is in accordance with the sine wave with 2mm amplitude, and its frequency range from 10Hz to 500Hz with 5G acceleration
RELIABILITY	MTBF	>150Khours @ 25°C
	Lifetime	The life time shall be at least 10 years at 40°C (t yp. 12hours per day) at full load and nominal input condition.
SAFETY & EMC	Safety Standards	UL8750, EN61347-1/A2:2013, EN61347-2-13: 2006, IEC61347-1, IEC61347-2-13, EN62493 F2010 C GB19510.1-2009, GB19510.14-2009,
	Withstand Voltages	I/P-O/P: 3750VAC I/P-FG: 1650VAC O/P-FG: 500VAC,
	Surges Protection	Complying with IEEE C62.41 Category C _{low} , Phase to Neutral 6KV/3KA, Line to Ground 6KV/1KA
	Isolation Resistance	50MΩ min. at primary to secondary with 500Vdc test voltage
	EMC Emission	Compliance to EN55015 (CISPR15), EN61000-3-2; EN61000-3-3, GB17743, GB17625.1
	EMC Immunity	Compliance to EN61547; EN55042, EN61000-4-2,3,4,5,6,8,11, GB/T18595, GB17626
MECHANICAL	Dimensions	166*40*34mm, 6.54*1.57*1.34 Inch.
	Weight	350±40g
	Color	BLACK
	Packaging	10pcs/4Kg
OTHERS	/	/
NOTE	1. Ripple current measured at full bandwidth.	
	2. Since EMC performance depends on the installation, manufacturers must re-qualify EMC on the complete installation	



Mechanical Dimensions

